

**Participant
Package**

**The Vancouver 2010 Olympic
and
Paralympic Winter Games:
Seizing Educational Opportunities**

Vancouver 2010 Education Program



FLOW – Rules for Brainstorming

F - Free flow of ideas

L - Let all ideas come out,
even off-the-wall ones

O - Originality counts

W - Weigh options later




Source: Gregory 2005

Vancouver 2010 Olympic and Paralympic Winter Games Poster

Process Directions:

- Define the concept – “Schools and the Games”
- Create a symbol to represent the concept visually
- Give examples that support the idea
- Be able to rationalize your ideas
- Post your “poster” when complete
- Make a short presentation on your poster (1-2 mins.)



Source: Kuzmich 2007

5 Points of View Strategy – Star Gazer

Purpose: This strategy is effective when looking for input from staff on topics that are challenging. You approach the problem from 5 different perspectives or points of view. The various levels include:

- Recall or describe
- Compare or contrast
- Associate or connect
- Analyze or take apart
- Synthesize or apply

After looking at the 5 points of view you evaluate the information and plan your next steps related to the Vancouver 2010 Olympic and Paralympic Games.

Recall/Describe – What specific information from the presentation have you found most useful in your role in bringing the Games experience to your school?

Synthesize or Apply – Why are data important for planning?

Compare or Contrast – How would you use this in your school?

Analyze/Take Apart – How do you foster a positive experience as you bring the Games into your school?

Associate or Connect – What is something you connected with in relation to your school's culture and the Games?

Teacher Teams that get Results, Gayle Gregory & Lin Kuzmich, Corwin Press 2007

Educational Value of the Games

Plus/Minus Strategy:

Plus	Minus	Interesting

Notes from the Keynote:

<hr/> <hr/> <hr/> <hr/> <hr/> <hr/> <hr/> <hr/> <hr/> <hr/>



Source: Gregory 2007

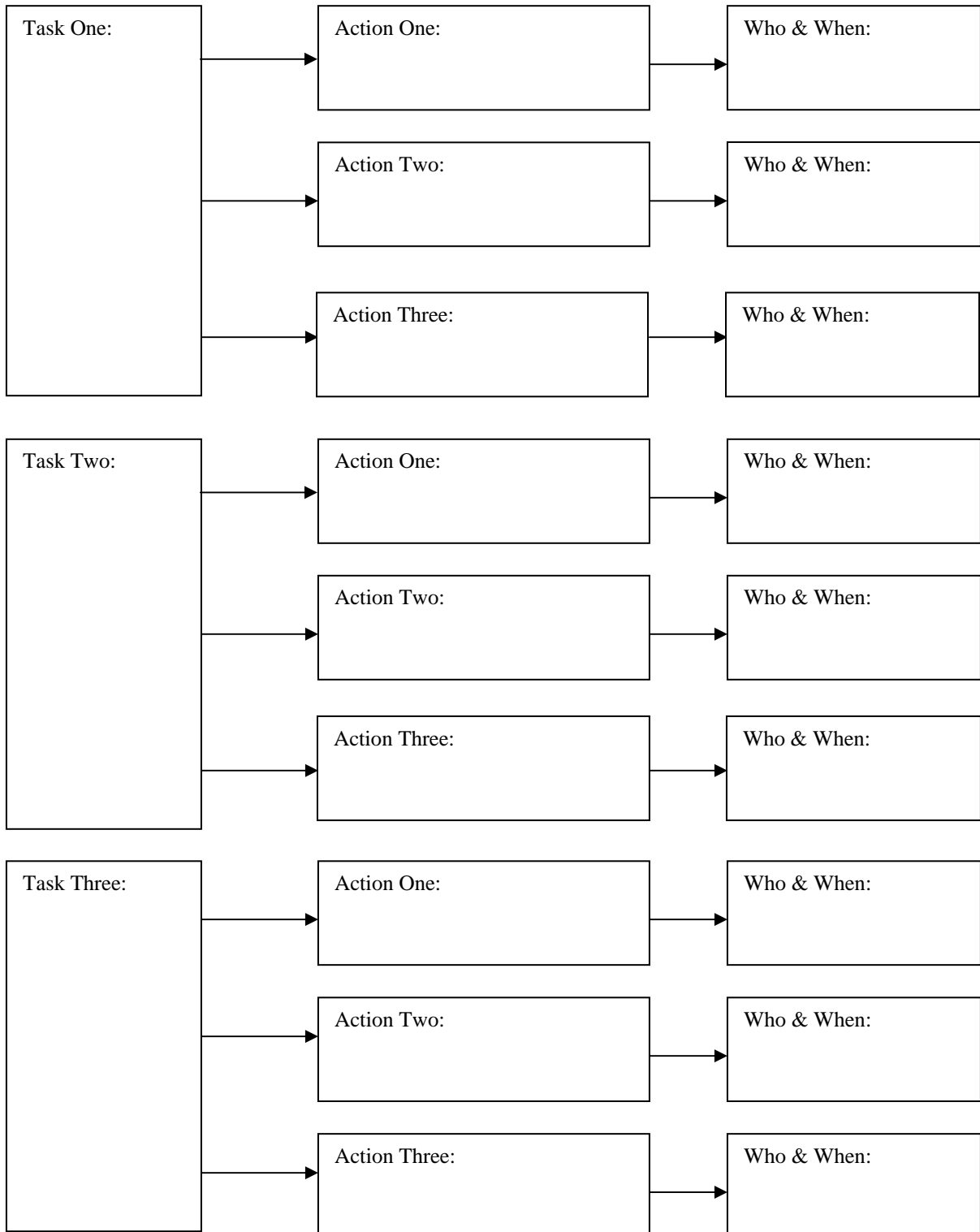
Participant Engagement – Planning 1

Template for Prioritizing Work and Learning:

List tasks in order of importance.

What steps do we need to take and in what order?

Who will do this and by when?



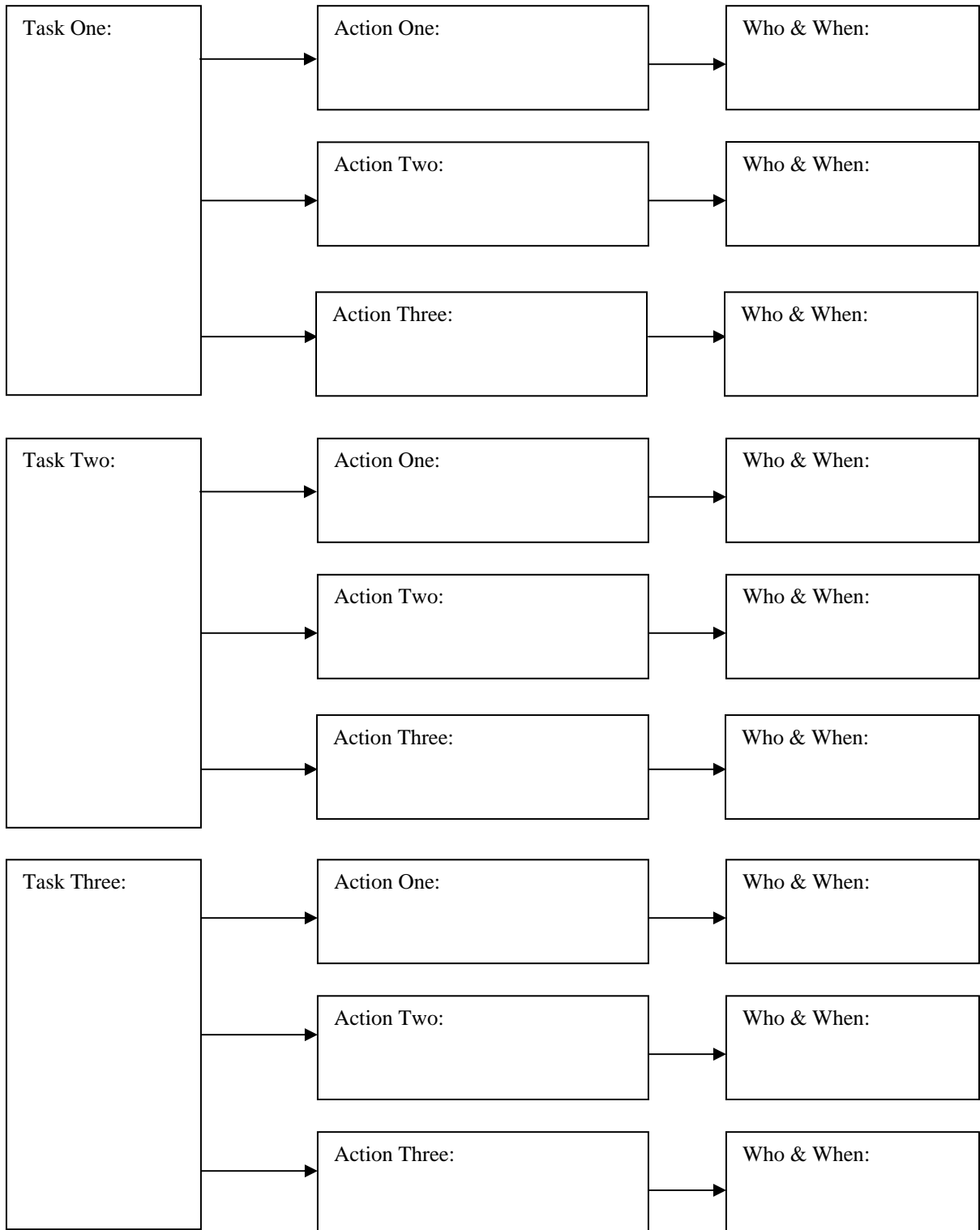
Participant Engagement – Planning 2

Template for Prioritizing Work and Learning:

List tasks in order of importance.

What steps do we need to take and in what order?

Who will do this and by when?



Medal Activity

5 Pillars-Wins!

Learning Intentions

You will:

- Synthesize your learning over the day about the opportunities for schools arising from the Vancouver 2010 Winter Games in BC.
- Predict the positive results related to the actions you have planned to incorporate the Games into your school community (your wins).
- Explore a tool for graphically monitoring and displaying the success of your school's work around the Games.
- Leave the session excited about bringing the spirit of the games back to your districts and schools.

Activity:

1. Review your plans for what you are going to do in your school and/or district related to the Games.
2. Choose three of the five pillars listed below as main ideas to organize your wins around.

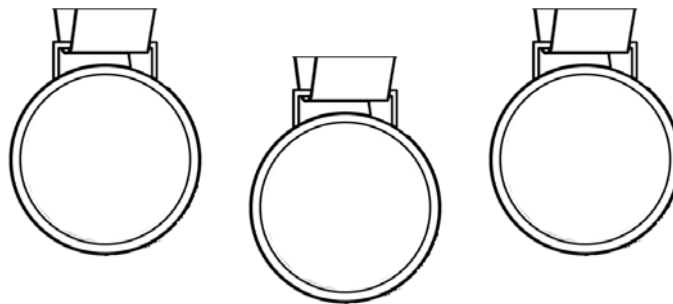
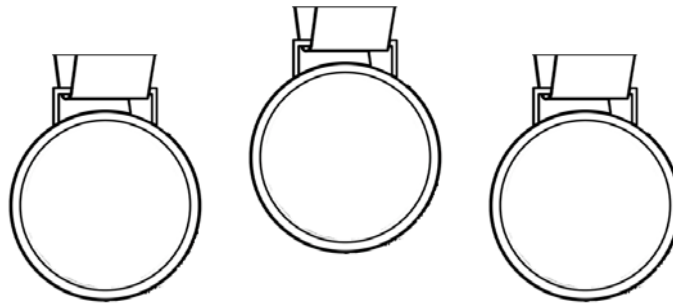
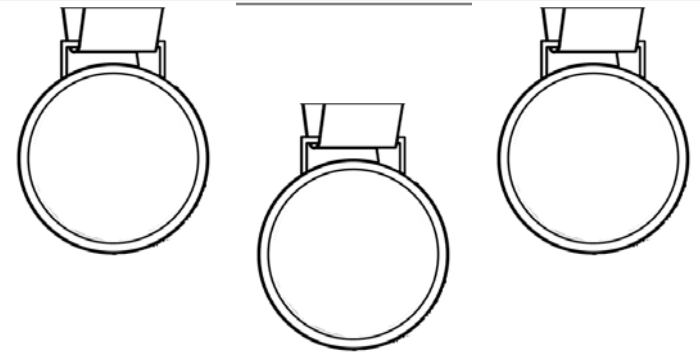
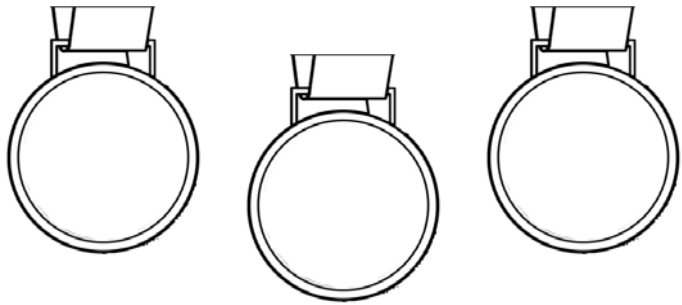
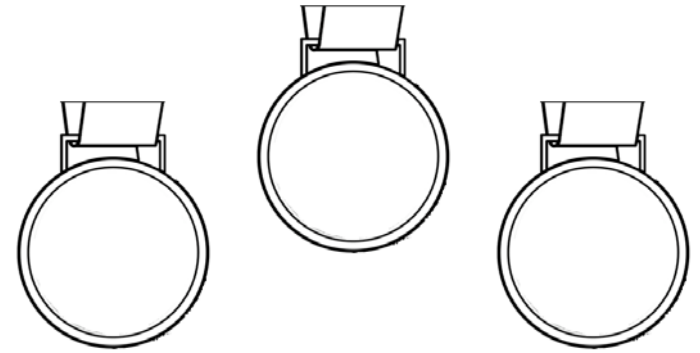
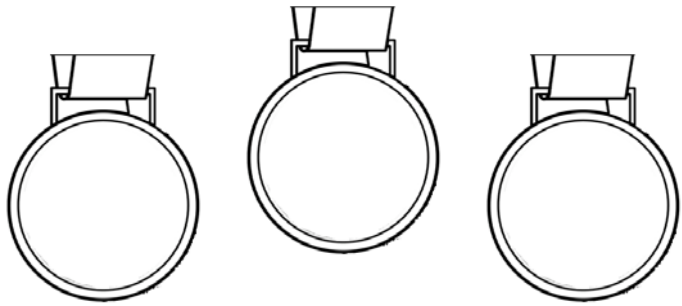
Five Pillars:

- Sport
 - Culture
 - Sustainability
 - Olympic Movement
 - Paralympic Movement
3. Fill in the medals with the specific achievements and results that you expect to accomplish around each pillar.
 4. Share your results with an elbow partner at your table using these questions as a guide:
 - a. What are the main areas you expect to see your benefits in?
 - b. What do you anticipate to accomplish in each of these areas? (your wins)
 - c. How might you use this or another way to monitor and celebrate your wins?

Variations:

- Use for recording successes as they occur rather than predicting them
- Recreate on a large scale for a bulletin board or wall display
- Post in staff room or public area and have people add to it over the implementation of the project(s)

**Medal Activity
5 Pillars - WINS!**



Reflections

In order to provide the planning committee with your thoughts please write your reflections for each of the following sections. This will provide the committee with valuable information as to how they can support you and how this presentation can be improved. Your time and thoughts are greatly appreciated.

- Things that you learned
- Things that intrigue you
- Things you could share with others



- Things that you liked
- Questions you have
- Things you intend to do



- Things that interest me
- Things I would like to try
- Things that I need support in



School District: _____

Source: Kuzmich 2007